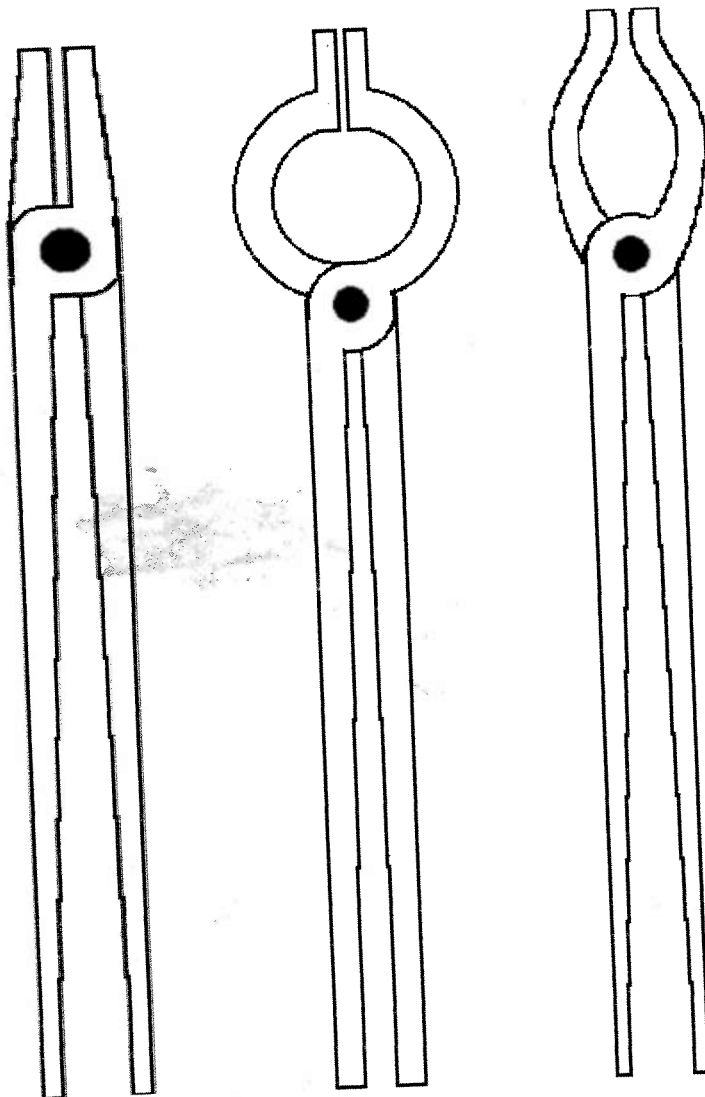




VOICE

FEBRUARY

2014



BOA OFFICERS

PRESIDENT

JUSTIN JONES
1 - 501 - 230 - 7833
justinofboa@gmail.com

VICE - PRESIDENT

COAL MEISTER

RON WELLS
1 - 870 - 434 - 5460
rbwells@eritter.net

TREASURER

RON WELLS
1 - 870 - 434 - 5460
rbwells@eritter.net

SECRETARY

HAROLD ENL
1 - 870 - 743 - 11
hekenlow@alltel

EDITOR

MIKE WILLIAMSON
1 - 870 - 506 - 0110
boa-editor@suddenlink.net

ABANA AFFILIATE

LIAISON REPRESENTATIVE

DALE CUSTER
1 - 501 - 416 - 1819
dc6482@att.com

WEB SITE -- <http://anvil.impactyourweb.com>

UP COMING EVENTS

FEBRUARY 8, 2014 - RICHARD ROSS, FLIPPIN, AR
TRADE ITEM - TONGS OF YOUR CHOICE

FEBRUARY 15, 2014 - NEA GROUP MEETING
GLENN OWENS, JONESBORO, AR
FROM 8AM TIL 4PM

FEBRUARY 18, 2014 - DEADLINE FOR THE NEWSLETTER

MARCH , 2014 -

MARCH 24, 2014 - DEADLINE FOR THE NEWSLETTER

NEWSLETTER DISCLAIMER:

BLACKSMITHING IS A VERY DANGEROUS HOBBY / JOB. ALL MEMBERS, DEMONSTRATORS, AND GUESTS ARE RESPONSIBLE FOR USING EYE, EAR AND RESPIRATORY PROTECTION AND SAFE WORK METHODS.

THE BLACKSMITH ORGANIZATION of ARKANSAS ITS OFFICERS, MEMBERS, DEMONSTRATORS, WRITERS, AND THE EDITOR DISCLAIM RESPONSIBILITY FOR ANY DAMAGES, INJURIES, OR DESTRUCTION OF PROPERTY AS A RESULT OF THE USE OF ANY INFORMATION PUBLISHED IN THE NEWSLETTER, OR DEMONSTRATED AT WORKSHOPS, MEETINGS, AND CONFERENCES. EVERY EFFORT IS MADE TO INSURE THE ACCURACY AND THE SAFETY OF INFORMATION PROVIDED BUT THE USE OF ANY MATERIAL IS SOLELY AT THE USER'S OWN RISK.

BLACKSMITHS OF ARKANSAS – January, 2014

Our meeting went well and quite a few members attended. The weather was pretty decent compared to what we've been having. The day cured some cabin fever that many of us had. We managed to avoid starving. Some went out for lunch, some brought it along and some weren't even hungry. It all worked out.

Our editor, Mike, once worked in the 1890 Village, and answered any questions we had.

The forge didn't work as well as expected but got us by. When we return to the village we can always bring the club's forge if we put some wheels on it.

Justin is still working on a hammer making class which could make if he gets about 4 more folks. It will require 10 students with the cost being 100 dollars per student.

Most of the day we were wondering if Ron Wells, the coal meister, would make it to the meeting in his loaner truck with 5,000 pounds of coal on his trailer. He made it and sales were brisk.

Dale Custer was there and he had more contests. Sam Hibbs won the first one which was twisting. It wasn't the dance. It was for newer members. It won him a \$15.00 gift certificate from Harbor Freight. Richard Ross won the second which was for long time members. They had to make a leaf. He also got one of the gift certificates. I think they liked the prizes.

Our meeting for February 8, has been changed to Richard Ross' forge which is in Rea Valley. The trade item is still a pair of tongs of your choice. Someone suggested that we put a tiny heart somewhere on the tongs since it will be February.

Justin is still working on information for the March meeting.

Harold

BOA
 Treasury Report
 Blacksmith Organization of Arkansas

Treasurer: Ron Wells
 Hc 32 Box 141 - Mount Judea, AR 72655 - 870-434-5460 - rbwells@eritter.net

Report Period: Year End: September 1, 2012 to December 31, 2012

Bank Account
 Starting Balance
 Expenses

Trailer		6,905.42
Coal	-232.60	
Newsletter	-1,507.73	
Flowers	-1,020.62	
Petty Cash	-78.42	
T Shirts and Caps	-40.00	
Web	-429.30	
Non Profit	-121.70	
Forging	-45.00	
	-700.00	
	-38.00	
	Total Expenses	-4,213.37

Income	Dues	2,775.00	
	Coal Sales	2,052.00	
	Items Sold	769.00	
	Raffle-Tool Box	344.00	
	Misc	6.34	
	T Shirts and Caps	452.00	
	Total Income		6,398.34
Ending Balance			\$9,090.39

Petty Cash
 Starting Balance
 Expenses

Mailing		41.70
Printing	-5.00	
Editor for Misc Expenses	-4.24	
Wire for Coal Bags	-20.00	
Duplicate Keys for Trailer	-5.39	
Electrial Adapter for Trailer	-4.05	
	-3.17	
	Total Expenses	-41.85

Income	Sale of Steel	0.50	
	From Checking	40.00	
	Total Income		40.50
Ending Balance			40.35

Total Assets

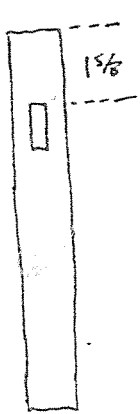
\$9,130.74

BOA Treasurer: Ronald R. Wells Date: 12-31-2013

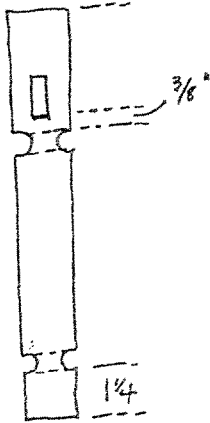
Making a Thumblatch

By John Smith

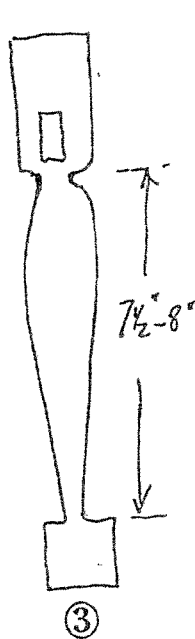
Main Piece



① Punch slot first (3/4 x 5/16)



② Fuller on all 4 sides



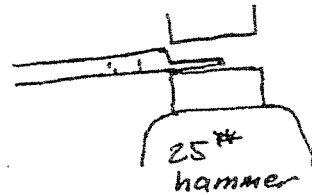
③ Taper & shape handle section, either round or octagonal



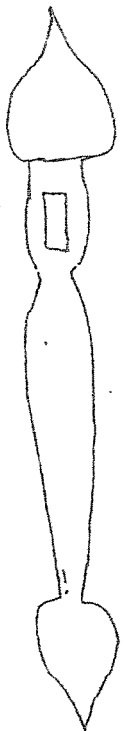
④ Make short 4 sided point on each end

Materials (1 each):

- 5/8" square x 8"
 - 1/4" x 3/4" x 6"
 - 1/4" x 1" x 9"
 - 3/16" x 1/2" x scrap piece
 - catch plate - 1/4" x 2"
- cut with torch first

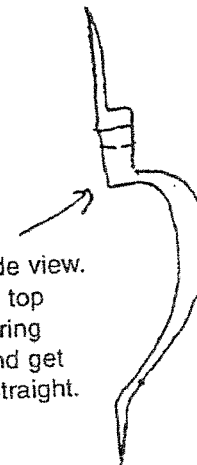


⑤ Flatten leaf shaped ends in 25# hammer using left side of dies - turn, or move sideways, to even out spread, or spread on back with cross pein.



⑥ After flattening in power hammer or by hand, shape with round faced hammer on the back side, pushing against the edge of the anvil to clean up shoulder.

Shape Handle
Shape as shown on this side view. Create 90° bend by placing top section in vise and hammering over, then shape handle and get everything sitting flat and straight.



Bar 1/4" x 1" x 9"

- ① Short point on one end
- ② Fuller
- ③ Taper to 12"
- ④ Shape end

Thumbblatch continued

Keeper

3/16" x 1/2" x 4"

Use offset tool, trim ends to length and flair.



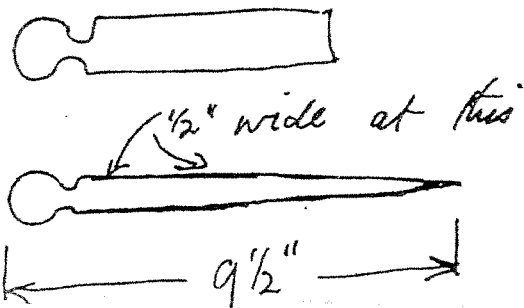
Offset Tool

It is hard to make the offsets in the keeper without some type of tool or jug. I have found this one to be very quick and simple to make.

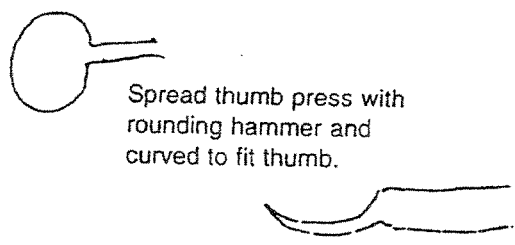

To use, push up centre peice on anvil while pushing down on outer two, and insert hot steel. Hammer down till all is flat.

Thumb Press & Lever

1/4" x 3/4" x 6"

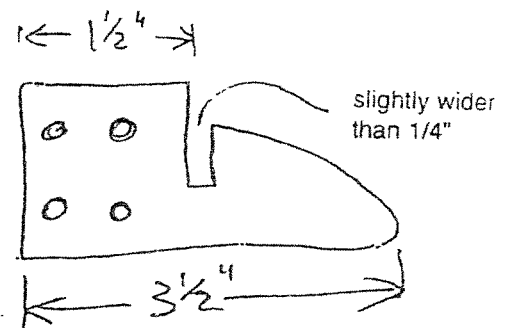


Make sure tapered end slides in slot on handle easily before shaping.



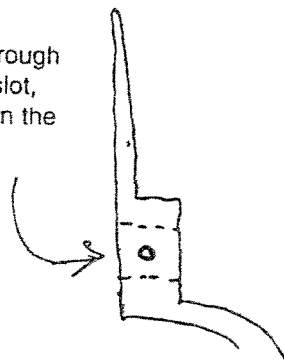
Catch Plate

1/4" x 2"




Assembly

Drill 3/16" hole through each side of the slot, making sure it is in the middle of the slot.

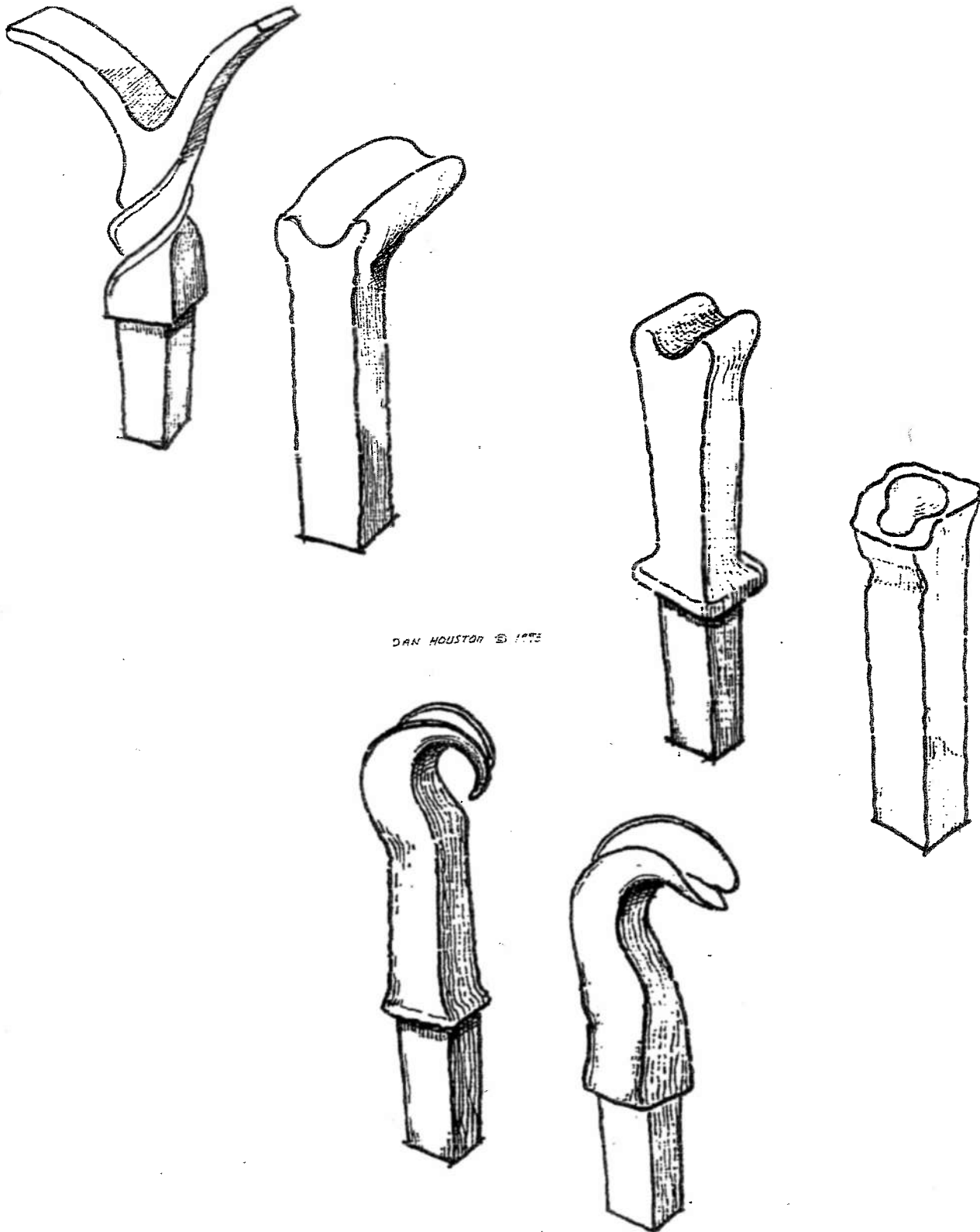


Determine position of lever so it can move up and down without binding, and drill 3/16" hole in the centre of the bar. There should be space in the slot, over and under the lever, so it can move up and down in use. Rivet together with a 3/16" rivet.

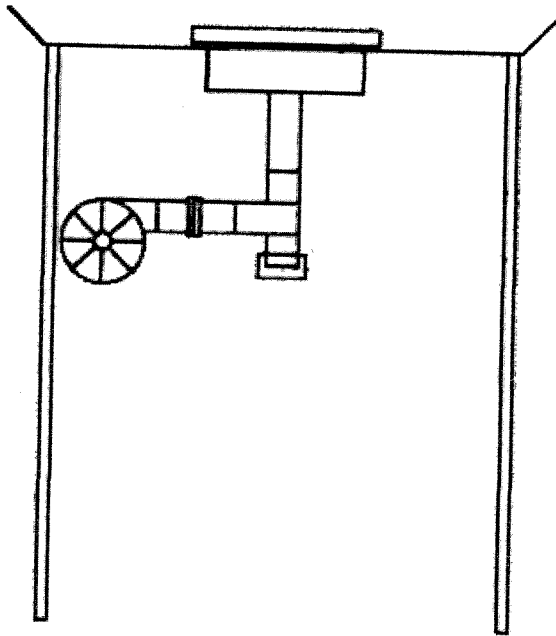


Yellen Leaf Stakes

By Dan Houston



Coal Forge Plan



Steel Table Top
Brake Drum
Electric
Blower
Sliding Air Gate
2 inch Pipe
2 inch Pipe Tee
2 inch Pipe cap
Table Legs Made
Of tubing
Or angle iron

The bottom of the brake drum holds
a small grate made out of 1/2 inch thick
plate steel with 9, 1/2 holes drilled in the centre.

Dues are past due.

We are way behind on getting our dues paid this year.

Out of 116 members who pay dues only 47 have paid so far for 2014.

We give you some extra time, but why wait?

Just mail a check made out to BOA in the amount of \$25 to:

Ron Wells

Hc 32, Box 141

Mount Judea, AR 72655

EDITOR'S CORNER

Any photos or drawing sent to me need to be sent in
jpeg or pdf format.

Date: Monday, January 20, 2014 7:32 PM

From: Glenn Owen <forgeontheridge@yahoo.com>

To: boa-editor@suddenlink.net <boa-editor@suddenlink.net>

Subject: Feb Meeting

Our next meeting will be on the 15th at Glenn Owen's shop in Jonesboro from 8 till 4.

Thanks, Glenn Owen
NEA Chapter Steward

Date: Friday, January 17, 2014 7:16 PM

From: jdoster@windstream.net

To: boa-editor@suddenlink.net

Subject: New smiths

Mike,
I have received inquiries from two aspiring smiths. I have given them information about the meetings/membership etc. I would like for you to post their needs in the newsletter please. They are both looking for start up equip. and or expertise and help. Anvil, forge, hammers, tongs, etc. If members live near them and want to help them get started please give them a call. Thanks,
Joe Doster

Bill Adams - Jacksonville area - (501) 413-2587
Farrell Matlock - Lowell - (479) 616-2320

RICHARD ROSS
203 SUNSHINE LANE
FLIPPIN, AR 72634
870 - 453 - 8661

NORTH



↑ TO
BULL SHOALS
HWY 178

BUSS. 62

COTTER
GASSVILLE

HWY 62

COTTER
DOWNTOWN

BY-PASS

HWY 101

TO
HARRISON

RICHARD'S
HOUSE

CHURCH

SHOP

DIRECTION'S:

TURN SOUTH ON HWY 101 OFF OF HWY 62.

STAY ON 101 FOR ABOUT 5 1/2 MILES,

PASSING A DIRT ROAD AT A
BEND, A CHURCH AND A HAYFIELD.

TURN LEFT AT THE SIGN AND GO 1/4 MILE TO THE SHOP.

Overheard and Other Stuff

by

Harold and Ron



I just love my new necklace, Justin, but shouldn't you have used a miniature pony shoe, instead of a Clydesdale shoe?



ABANA

Name: _____

Address: _____

City: _____

State: _____ Zip/PC: _____

Country: _____

Type of Membership

- | | |
|---|---|
| <input type="checkbox"/> Regular \$55 | <input type="checkbox"/> Overseas \$65 |
| <input type="checkbox"/> Student \$45 | <input type="checkbox"/> Contributing \$100 |
| <input type="checkbox"/> Senior (65+) .. \$50 | <input type="checkbox"/> Library \$45 |

\$5 discount for two year memberships and renewals

ABANA Chapter Affiliation: _____

Application may also be made at the ABANA web site:

www.abana.org

E-mail: _____

www url: _____

Phone: _____

Fax: _____

Credit Card Information

- Visa Mastercard
- Expiration Date: _____

Card# _____

Submit check, money order (US banks only), or by credit card:

Artist-Blacksmith's Association of North America, Inc.
259 Muddy Fork Road
Jonesborough, Tennessee 37659

Phone: 423-913-1022, Fax: 423-913-1023
centraloffice@abana.org

M E M B E R S H I P A P P L I C A T I O N

BOA

Blacksmith's Organization of Arkansas Membership Application

Are you an ABANA { Artist Blacksmith's Association of North America } member? _____

NAME _____ Membership Dues: \$25.00
per year DUE in January *

ADDRESS _____

PRIMARY PHONE # _____
{ CELL OR LAND LINE }

E-MAIL _____

Are you interested in blacksmithing for a LIVING? _____
HOBBY? _____

Special areas of interest

- KNIFE MAKING _____
- GUNSMITHING _____
- ARCHITECTURAL _____
- RESTORATION _____
- BUCK SKINNING _____
- MEDIEVAL _____

BLACKSMITH ORGANIZATION OF ARKANSAS

RON WELLS
HCR 32 BOX 141
MOUNT JUDEA, AR 72655

Or bring to the next meeting and give to

BOA membership is a family membership. For the payment of one membership dues all the members of a family would be afforded all the benefits and privileges of a full membership.

* If the dues are paid in the last three months { October, November, or December } of the year, membership is paid up for the following year.
If dues are not paid within the first three months { January, February, or March } of the year, the member is removed from the membership.

BLACKSMITH of ARKANSAS
124 BLUE CEDAR DR
BULL SHOALS, AR 72619

