



# VOICE

**OCTOBER**

**2013**

## BOA OFFICERS

### PRESIDENT

JOE DOSTER  
1 - 870 - 688 - 7630  
jdoster@windstream.net

### VICE - PRESIDENT

JUSTIN JONES  
1 - 501 - 230 - 7833  
justinofboa@gmail.com

### TREASURER

RON WELLS  
1 - 870 - 434 - 5460  
rbwells@eritter.net

### SECRETARY

HAROLD ENLOW  
1 - 870 - 743 - 1173  
hekenlow@alltel.net

### EDITOR

MIKE WILLIAMSON  
1 - 870 - 506 - 0110  
boa-editor@suddenlink.net

### COAL MEISTER

RON WELLS  
1 - 870 - 434 - 5460  
rbwells@eritter.net

### ABANA AFFILIATE

LIAISON REPRESENTATIVE  
DALE CUSTER  
1 - 501 - 416 - 1819  
dc6482@att.com

WEB SITE -- <http://anvil.impactyourweb.com>

---

## UP COMING EVENTS

OCTOBER 4 - 6, 2013 - HARRISON SQUARE - HARRISON, AR

OCTOBER 18 - 19, 2013 - RUSTY WHEELS FALL SHOW - HARRISON, AR

OCTOBER 19, 2013 - BOA MEETING AT RUSTY WHEELS  
BRING FORGED ITEMS TO SALE

OCTOBER 25, 2013 - DEAD LINE FOR THE NEWSLETTER

OCTOBER 26, 2013 - NEAC MEETING JONESBORO

NOVEMBER ??, 2013 - (NO MEETING SET)  
TRADE ITEM ????????

NOVEMBER 16, 2013 - NEAC MEETING JONESBORO

NOVEMBER 20, 2013 - DEAD LINE FOR THE NEWSLETTER

DECEMBER 14, 2013 - NEAC MEETING JONESBORO

---

### NEWSLETTER DISCLAIMER:

BLACKSMITHING IS A VERY DANGEROUS HOBBY / JOB. ALL MEMBERS, DEMONSTRATORS, AND GUESTS ARE RESPONSIBLE FOR USING EYE, EAR AND RESPIRATORY PROTECTION AND SAFE WORK METHODS.

THE BLACKSMITH ORGANIZATION of ARKANSAS ITS OFFICERS, MEMBERS, DEMONSTRATORS, GUESTS, WRITERS, AND THE EDITOR DISCLAIM RESPONSIBILITY FOR ANY DAMAGES, INJURIES, OR DESTRUCTION OF PROPERTY AS A RESULT OF THE USE OF ANY INFORMATION PUBLISHED IN THIS NEWSLETTER, OR DEMONSTRATED AT WORKSHOPS, MEETINGS, AND CONFERENCES. EVERY EFFORT IS MADE TO INSURE THE ACCUARY AND THE SAFETY OF INFORMATION PROVIDED, BUT THE USE OF ANY MATERIAL IS SOLELY AT THE USER'S OWN RISK.

## Report of the September 7, 2013 Meeting

### Submitted by Ron Wells

The September 7, 2013, meeting of BOA was held at Gentry, AR, at the shop on the grounds of the Tired Iron Show. Thanks to Bryan Parsons for hosting the meeting. We had around 10 members in attendance. Bryan, Hardy Todd, Ron Wells, Steve Low, and Dale Custer were present and demonstrated on Friday as well. Bryan was the only one to do a trade item. No, he didn't put his name in a hat to be drawn. He did, however, take his own trade item home and now has a nice miniature anvil paperweight for his desk.

Saturday was a beautiful day (Often we have rain at this show.), even though it did get rather warm toward the middle of the day. We raised an even \$100 on the sale of forged items for our treasury. Several visitors worked at the forges assisted by our members, and everyone had a good time. Speaking of forged items, our inventory is getting low, so bring in new items for October.

After lunch, as the highest ranking officer, Ron called the business meeting to order. Bryan was thanked, visitors were introduced, and a number of items were discussed.

Dale reported that we are now a Non Profit Corporation with the State of Arkansas at a filing fee of \$45. After discussion on our federal status, a decision was made to bring up the discussion again at a later meeting when more members are present.

Dale also reported that we now have a web site domain name with GoDaddy.com at a cost of \$121.70 for 10 years. A web site at the domain of blacksmithsofarkansas.org is in the works. Information about our organization can still be found at the experimental web site at <http://anvil.impactyourweb.com/> or by a google search.

{ BOA thanks Dale for his diligent work on these items. }

BOA future activities were discussed.

Harvest Homecoming on the Square at Harrison is on October 4 – 6, 2013. We have done this show for several years and hope to see many of our members helping out again this year. Bring forged items to sell.

Bob Lock and Ron will be giving a class October 12, 2013 at Eagle Rock Family Campground near Golden, MO. This is the second year for this class. It was very successful last year, and Bob and Ron would like to have a couple more of our members to help. Some expenses are offered.

**Bryan shared that we have been invited to demonstrate at Spanker Creek Farm Fair near Bentonville on October 16 – 20, 2013. Drew Janes has indicated an interest in doing this, but he would like to have some help from some of our members in the area.**

**Our regular October meeting is at the Rusty Wheels Show in Harrison on October 19<sup>th</sup>. Bring forged items to sell. The Tool Box winning ticket will be drawn. We raised a total of \$421.**

**We need a host for the November meeting. Here is an opportunity to have a meeting in the Northwest part of the State.**

**The meeting was adjourned and the anvils began to ring again.**

---

**October meeting (NEAC)**

Greetings fellow blacksmiths we are about to get into the holidays so we will change our dates that we usually meet on. The October meeting will be on the 26th at my shop in Jonesboro from 8 till 4. The November meeting will be on the 16th also at my shop in Jonesboro from 8 till 4. The December meeting will take place on the 14th from 8 till 4 and also at my shop. I do want to tell everyone in the chapter that I have my house up for sale so if it sells I will not have a shop set up for a little while. I would like to encourage everyone to take a more active role in the meetings and with hosting. You do not have to have a full blacksmith shop, a forge and anvil and everyone bring a little and your a host :-). If there are things you are wanting to learn please tell me and I will put it in the newsletter and demo it at the next meeting. I by no means know all the things about blacksmithing, but that is how you get better burn up some metal and try and do it. You all know the GEO method you just have to apply it, hopefully not to often. I would like to welcome William Allen to our chapter hope to see progress in your blacksmithing. I will get with Ron about a coal run for the October meeting if he can make it, I will get with him and get an exact date so bring your bags just in case. Hope to see everyone at the meeting, keep on forging!

Thanks, Glenn Owen  
NEAC Steward

**Overheard**  
**from Ron Wells**

**Harold: Whatsya been doing?**

**James: Killing flies.**

**Harold: Killing flies?**

**James: Yeah! I killed five today, three males and two females.**

**Harold: How could you tell the difference?**

**James: Three were on a beer can and two were on a phone.**

Simple Bending Jig By David W. Wilson

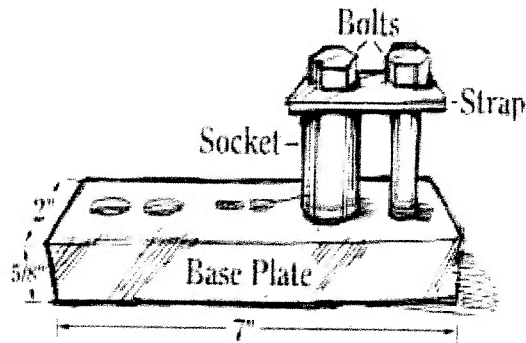
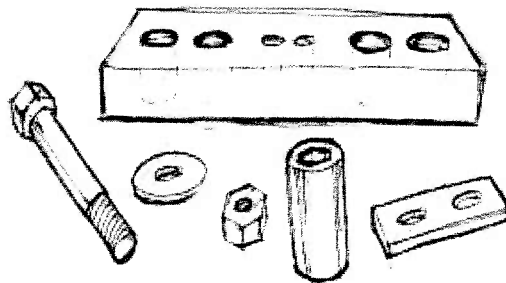
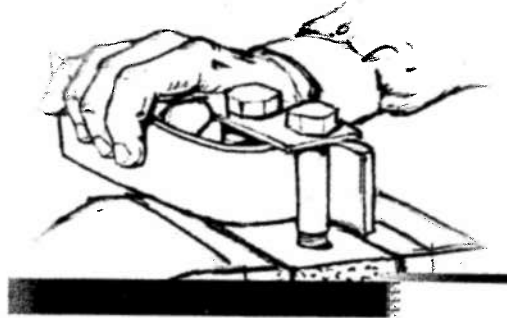
Central Virginia Blacksmith Guild

A simple bending jig may be assembled with common materials. The capacity would be determined by the strength of materials and user.

A thick steel plate and large bolts will handle heavier bending. However, a plywood base may be used for lighter bends. The steel plate base is easily assembled if the holes are threaded. But bolts and nuts will also work if held top and bottom through drilled holes in the plate. Various sized sockets from a socket wrench set adjust the radius of the bend. A metal strap may be used to hold the socket in place, and to help keep the bolts from twisting. Smooth bolts and sockets are preferable to threaded rods for the threads will damage the work piece. This type of jig can be held in a vise, or bolted to a work table. A large flat surface around it can help keep the bends flat.

The distance for the work piece between the bolts and/or socket should be snug to keep it from slipping. Several holes drilled into the base at various distances facilitate making numerous radius bends.

"S" type bends are easily bent with this jig. A long rod will help give leverage for several S's. They may be bent by: 1. Inserting the end of the rod and bending the top part of the "S" 2. Work this bend back through the jig reversed, then bend the bottom of the "S". Cut hook from section of rod, repeat. Scrolls are also easily bent by gradually working the work piece around a bolt or socket. For repeated work, it's best to match it to a master shape.



This page was created by David W. Wilson

Illustration/Design

<http://www.flash.net/~dwwilson/>

Mail to [dwwilson@flash.net](mailto:dwwilson@flash.net)

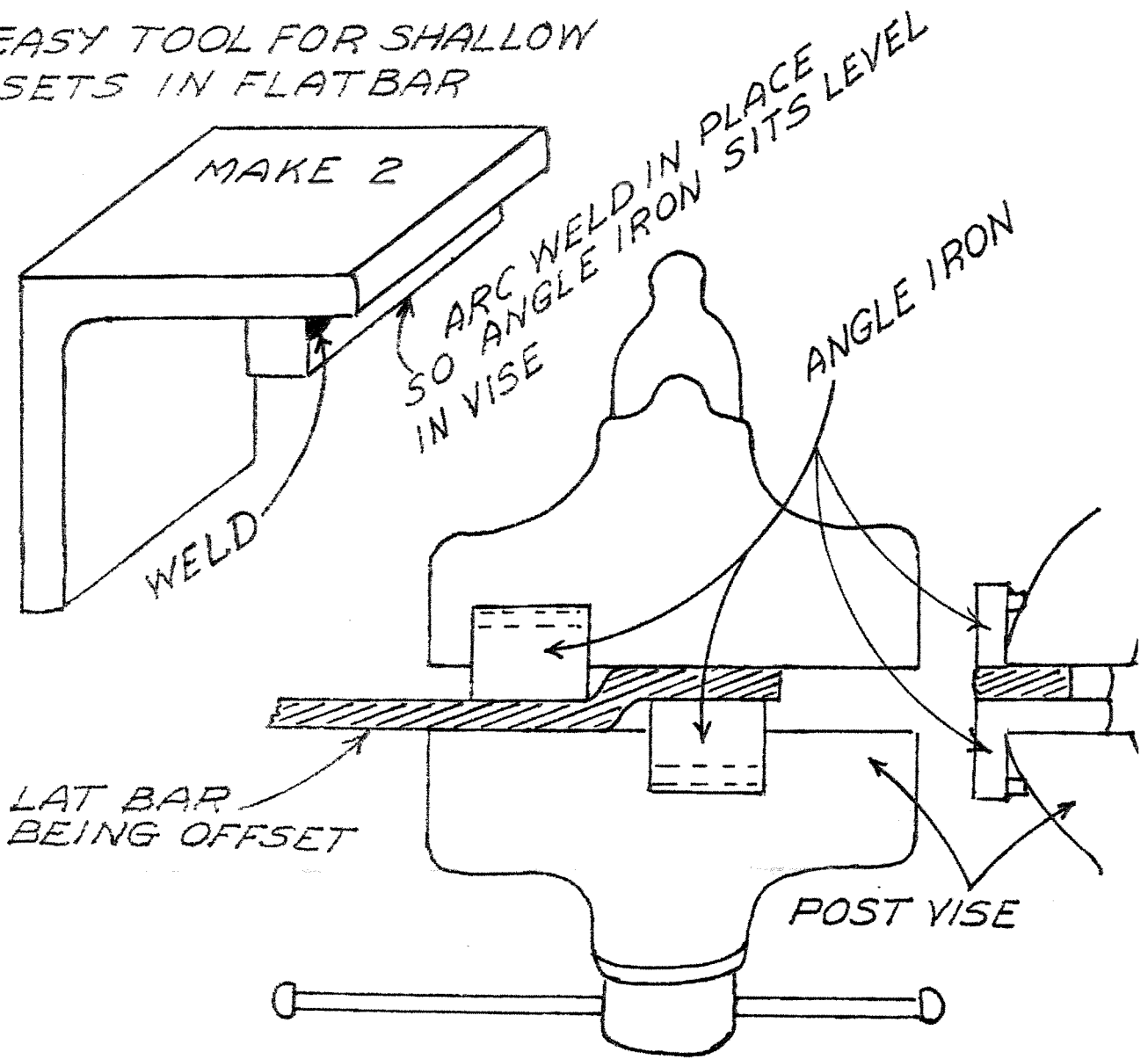
Last updated 5-1-98

URL for this page:

<http://www.flash.net/~dwwilson/bjg/bjg.html>

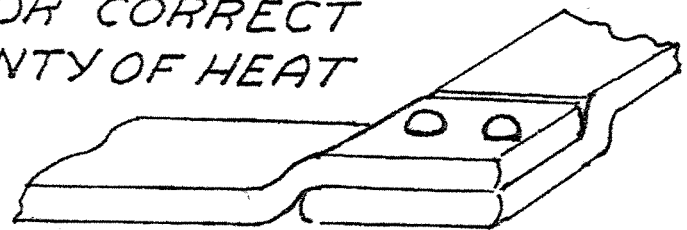
ABANA chapters are encouraged to use this information for their publications, please credit North Texas Blacksmiths Association.

AN EASY TOOL FOR SHALLOW OFFSETS IN FLATBAR



A COUPLE OF SHORT PIECES OF ANGLE IRON, SAY 2x2x1/4 BY 1 1/2 INCHES LONG MAKE NICE OFFSETS IN 1/4" FLAT BAR DO A TEST PIECE FOR CORRECT SPACING USE PLENTY OF HEAT

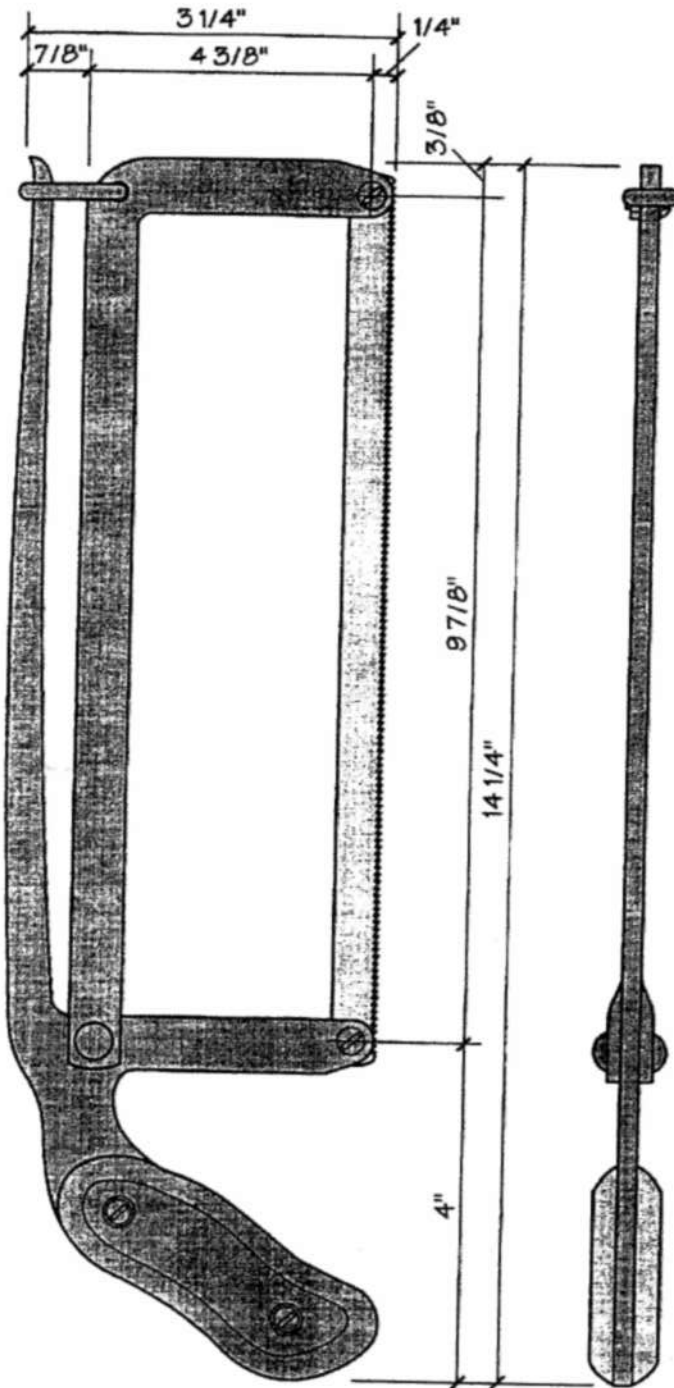
No SCALE



FOR BEGINNERS OR THOSE WITH FEW TOOLS

Mac Tipton Y.I.B.A. 2001 Feb.

# HACK SAW

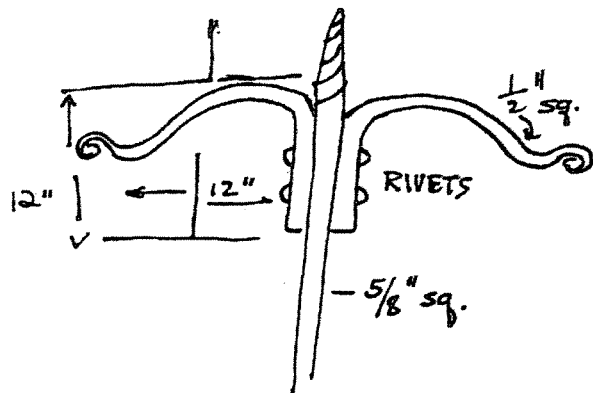
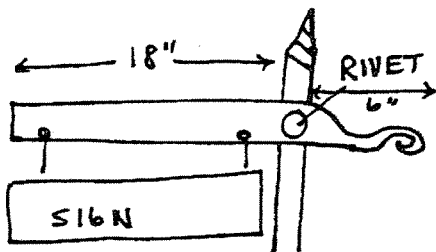
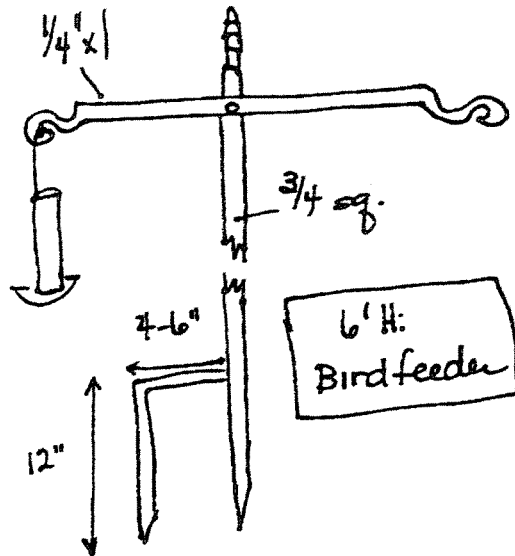
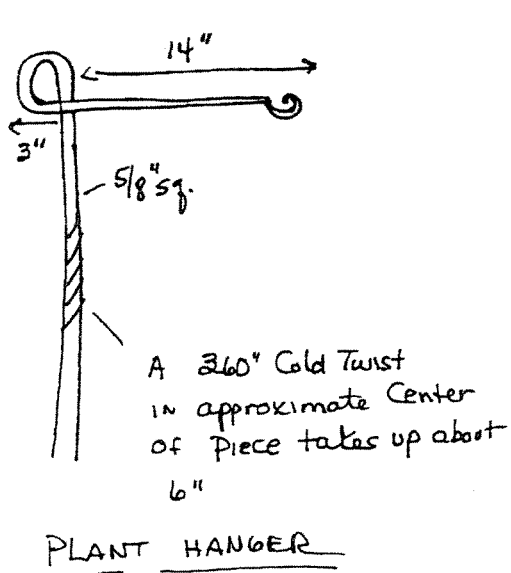


1/2 SCALE

Most commercially available hack saws feature sloppy screw type blade tighteners and lack sturdy construction. This saw will keep the blade tight and rigid for accurate cutting.

# BLACKSMITH CRAFT FAIR STAND

BY PETE STANAITIS



PLANT HANGER


GUILD OF METALSMITHS  
SEPTEMBER 1995




# Horseshoe Rasp Snake

Elmer Roush in his own shop


Across the road from the Whittacker shop,  
John C. Campbell Folk School 8-98



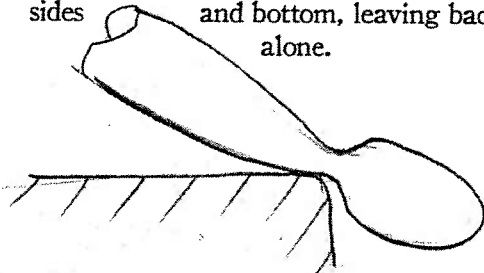
Elmer gets the rasps from 2 farrier associations. Using a power hammer and a gas forge, he makes these in batches of 6 at a time.



- Using a 2" swage and the blunt peen of a heavy hammer, forge a tube. 2. Draw out the tail from the tang end.



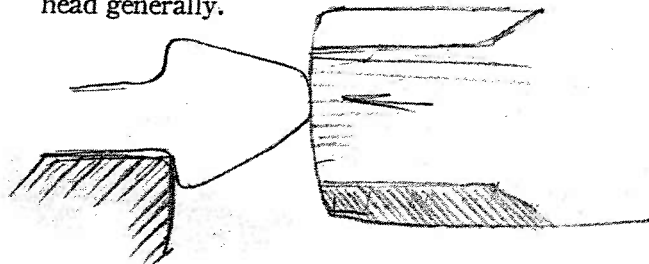
- Neck down over anvil edge with the hand hammer-project stock 1" +/- . Neck down sides and bottom, leaving back alone.





- Draw out taper evenly.



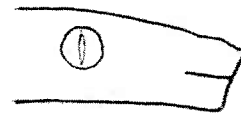
- Tap nose to blunt end & upset head generally.




- Spread venom sacs from back with peen of hammer.



- Clamp head in smooth vise jaws to punch eyes then use a tiny straight chisel to detail slit pupils.



Coil in lifelike manner, study snake books for details. One of the chapters of Elmer's life was caring for reptiles in a traveling carnival's Snake House, where he had several years to observe their habits. It shows.



Stephen McGehee  
November 2006



## Artist-Blacksmith's Association of North America

It is with much sadness that we pass along the obituary of Mr Ivan Bailey. Condolences from all of us here at ABANA to Ivan's family & friends.

### Ivan Bailey, 68: Renowned Blacksmith

Ivan Bailey, a Georgia artist and teacher widely considered one of America's greatest artistic blacksmiths, passed away at his farm in Monticello on Monday morning, September 9.

Bailey's original, commissioned work is represented in hundreds of private and public installations and collections in the U.S. and abroad, including Savannah's Olympic Torch monument. His many honors and awards include the Governor's Award of the Georgia Council for the Arts and the Georgia Association of the American Institute of Architects Award for Craftsmanship. He was a founding member of the Artist Blacksmith's Association of North America.

Born in Oregon, Bailey entered a Christian Brothers' monastery in Napa, California but left the novitiate to obtain a B.A. in art at Portland State University. He then studied jewelry making and metal smithing at Penland School, North Carolina. Encouraged by Robert Ebendorf to enter the grad program at University of Georgia, Bailey received his MFA in 1971. A forge workshop at Southern Illinois University with Alex W. Bealer, author of the seminal *The Art of Blacksmithing* and Bailey's future father-in-law, altered the course of Bailey's career forever. In 1972 he won a Fulbright fellowship but accepted a larger German cultural exchange grant to study for a year under Professor Fritz Ulrich at the Craft School of Aachen, Germany.

Mills B. Lane, Jr., president of the former Citizens and Southern National Bank (C&S) was an early patron and with his help, Bailey opened his first forge on Bay Street in Savannah. Bailey relocated to Atlanta in 1981 and was one of the first tenants at the historic King Plow Arts Center on West Marietta Street. He retired to Monticello seven years ago.

Bailey regularly taught at his forge, at conferences, and at the John C. Campbell Folk School in Brasstown, North Carolina. He was notable in his profession for his success in combining talent and superb craftsmanship with good business practices and a life-long belief in service to others. His quiet generosity and abundant sharing of his time, knowledge, and resources were legendary among his friends and students.

Bailey led an exemplary life, as an artist, as a father to his two sons, and as a grandfather. Bailey's sons insist that "he was the best effing father of all time."

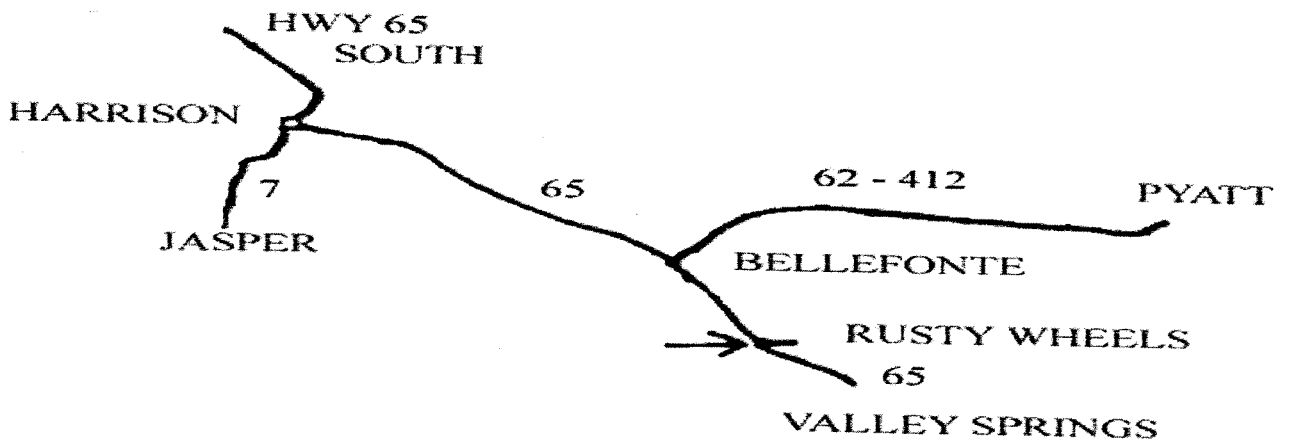
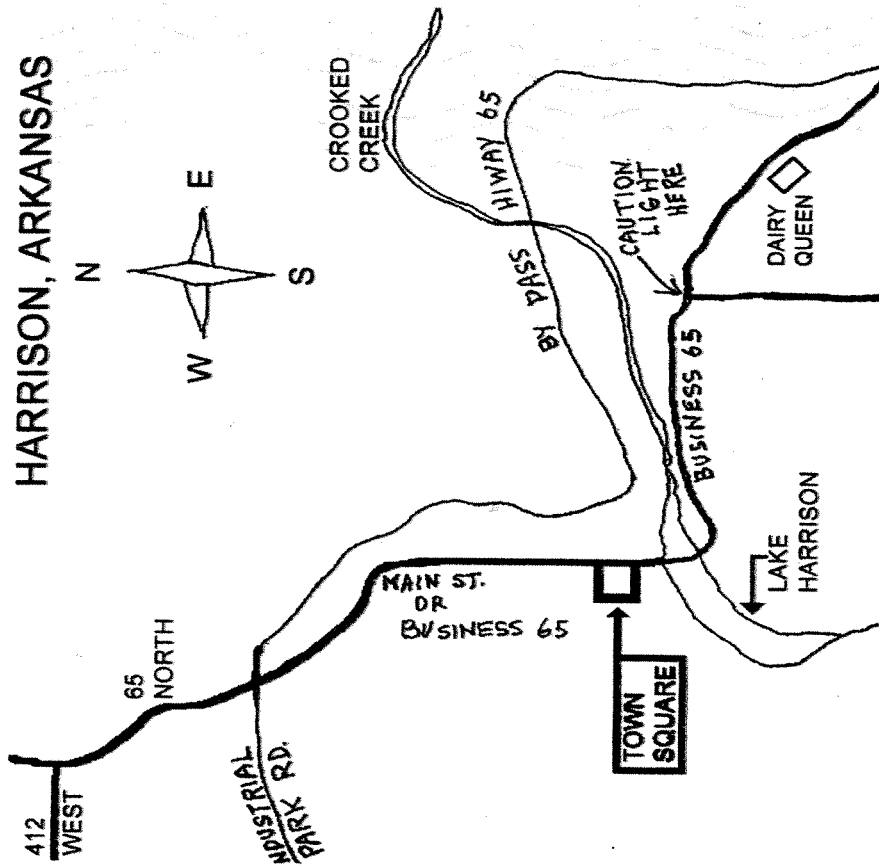
There will be a private cremation overseen by Cremation Society of Georgia. A celebration of Bailey's life will be held at Stationside at the King Plow Arts Center, 887 West Marietta Street NW in Atlanta on Sunday, September 15 at 2:00 pm.

He is survived by: his son Oliver and daughter-in-law Lindsay Bailey of Decatur, Georgia, and their two children, Scarlett and Colvin; his son Warren and daughter-in-law Rebecca Hagenson Bailey of Brooklyn, New York; and his sister Linda Lisac.

The family requests that in lieu of flowers donations may be sent to the Artist Blacksmith's Association of North America:

ABANA Central Office  
259 Muddy Fork Road  
Jonesborough, TN 37659

# HARRISON, ARKANSAS



Rusty Wheels, 5772 Hwy 65 S, Harrison, AR 72601

You can find us just about **6 miles south** of Harrison, AR 72601 at 5772 Hwy. 65 South. If you're coming **south** out of Harrison, we'll be on your **right** hand side but on the other hand if you are coming **north** on Hwy 65, we'll be on you're **left**. Either way we're not hard to find. There's a big steam train & some tractors sitting around in our front yard.

# BOA

## Blacksmith's Organization of Arkansas Membership Application

Are you an ABANA ( Artist Blacksmith's Association of North America ) member? \_\_\_\_\_

NAME \_\_\_\_\_ Membership Dues: \$25.00  
per year DUE in January \*

ADDRESS \_\_\_\_\_

\_\_\_\_\_  
\_\_\_\_\_

PRIMARY PHONE # \_\_\_\_\_  
{ CELL OR LAND LINE }

E-MAIL \_\_\_\_\_

Are you interested in blacksmithing for a LIVING? \_\_\_\_\_  
HOBBY? \_\_\_\_\_

Special areas of interest

- KNIFE MAKING \_\_\_\_\_
- GUNSMITHING \_\_\_\_\_
- ARCHITECTURAL \_\_\_\_\_
- RESTORATION \_\_\_\_\_
- BUCK SKINNING \_\_\_\_\_
- MEDIEVAL \_\_\_\_\_

BLACKSMITH ORGANIZATION OF ARKANSAS

RON WELLS  
HCR 32 BOX 141  
MOUNT JUDEA, AR 72655

Or bring to the next meeting and give to

BOA membership is a family membership. For the payment of one membership dues all the members of a family would be afforded all the benefits and privileges of a full membership.

\* If the dues are paid in the last three months { October, November, or December } of the year, membership is paid up for the following year.

If dues are not paid within the first three months { January, February, or March } of the year, the member is removed from the membership.

BLACKSMITH of ARKANSAS  
124 BLUE CEDAR DR  
BULL SHOALS, AR 72619

NWA P&DF 72701

