



VOICE

JUNE

2013

BOA OFFICERS

PRESIDENT

JOE DOSTER
1 - 870 - 688 - 7630
jdoster@windstream.net

VICE - PRESIDENT

JUSTIN JONES
1 - 501 - 230 - 7833
justindunhamjones@gmail.com

TREASURER

RON WELLS
1 - 870 - 434 - 5460
rbwells@eritter.net

SECRETARY

HAROLD ENLOW
1 - 870 - 743 - 1173
hekenlow@alltel.net

EDITOR

MIKE WILLIAMSON
1 - 870 - 404 - 5712
boa-editor@suddenlink.net

COAL MEISTER

RON WELLS
1 - 870 - 434 - 5460
rbwells@eritter.net

ABANA AFFILIATE

LIAISON REPRESENTATIVE
DALE CUSTER
1 - 501 - 416 - 1819
dc6482@att.com

UP COMING EVENTS

JUNE 8, 2013 - RUSTY WHEELS - HARRISON, AR

TRADE ITEM - A WRENCH
ALSO BRING THINGS TO SELL

JUNE 26, 2013 - DEADLINE FOR THE NEWSLETTER

JULY 8, 2013 - RICHARD ROSS - RAY VALLEY, AR

TRADE ITEM - A MOUSE

JULY 22, 2013 - DEAD LINE FOR THE NEWS LETTER

AUGUST 10, 2013 - ROBERT MUESER - MOUNTAIN HOME, AR

TRADE ITEM - TBA

AUGUST 23, 2013 - DEAD LINE FOR THE NEWSLETTER

NEWSLETTER DISCLAIMER:

BLACKSMITHING IS A VERY DANGEROUS HOBBY / JOB. ALL MEMBERS, DEMONSTRATORS, AND GUESTS ARE RESPONSIBLE FOR USING EYE, EAR AND RESPIRATORY PROTECTION AND SAFE WORK METHODS.

THE *BLACKSMITH ORGANIZATION of ARKANSAS* ITS OFFICERS, MEMBERS, DEMONSTRATORS, GUESTS, WRITERS, AND THE EDITOR DISCLAIM RESPONSIBILITY FOR ANY DAMAGES, INJURIES, OR DESTRUCTION OF PROPERTY AS A RESULT OF THE USE OF ANY INFORMATION PUBLISHED IN THIS NEWSLETTER, OR DEMONSTRATED AT WORKSHOPS, MEETINGS, AND CONFERENCES. EVERY EFFORT IS MADE TO INSURE THE ACCUARY AND THE SAFETY OF INFORMATION PROVIDED, BUT THE USE OF ANY MATERIAL IS SOLELY AT THE USER'S OWN RISK.

BLACKSMITHS OF ARKANSAS

May, 2013

It's always good to visit Ron and Bertie Wells. I like where they live and they have been friends for quite a few years. The food was great and I especially liked the Asian salad and the potato salad. Since there were only about a dozen souls member, there we had more than enough food which allowed some of us to carry leftovers home. I imagine the other members who got lost on their way to the meeting are still somewhere in the Newton county wilderness. I'm guessing there are about 10 or 12 since we usually have about 20 or so attending. Actually Ron gave some great instructions on how to get there. Mark Morrow found his way from a great distance.

Speaking of Mark, he gave some very helpful demos at the forge. He made a hammer head from a piece of mystery steel which turned out perfectly. By mystery steel he meant various alloys. Car parts and such all seem to have alloys of various elements. He also made a fine spring fuller and a pair of tongs that will hold round or square stock.

Our June 8, meeting will be at Rusty Wheels. We will do a wrench for a trade piece. Also, bring a few pieces to sell to raise money for the club kitty.

The July 8, meeting will be at Richard Ross' forge in Rea Valley. He would like us to make a mouse for a trade piece.

Our August 10, meeting will be at Robert Mueser's forge at Mountain Home. Robert is a new member who was at Ron's meeting. He is still thinking about the trade piece.

Dale Custer said that the Southern chapter has 3 new members.

Ron Wells has figured out how to install brakes on our new trailer. We voted to buy the parts.

Hardy Todd suggested we see about having a class on how to make hammer heads, to be taught by Nathan Robertson. Justin is supposed to look into that. The expected cost would be about \$75.00, give or take a little. Each student would take home a finished hammer.

See you in June,

Harold

Examples of trade Items

BACK SCRATCHER
BEAM HOOK
BELT BUCKLE
BENDING FORK
BOOT SCRAPER
CANDLE HOLDER
COAT HOOK
DINNER BELL
DRAWER PULLS
FLINT STRICKERS
FORK
HAT PIN
HATCHET HEAD
HEART
HINGES
ITEM MADE FROM A HORSE SHOE
ITEM MADE FROM A HORSE SHOE NAIL
ITEM MADE WITH A MARBLE IN IT
KNIFE
LEAVES
LETTER OPENER
NAIL
POKER
POT RACK
RAKE
RING
SNAKE
SPATULA
SPOON
TONGS
TRIVET

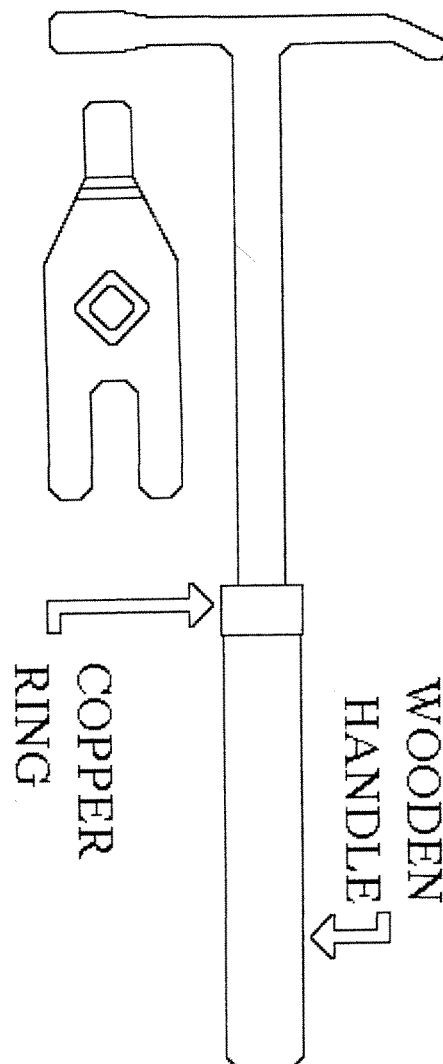
Wire brush holder

Dan Tull says to take an old wire brush and nail or screw it to the side of your stump that holds your anvil. If you push another wire brush into it, wires to wires, the two will stick together. This way, the wire brush can be stored so that it is always handy, and it is not necessary to carefully hang it on a nail after it has been used.

— Tullie Smith House Blacksmith
Guild Newsletter

TENT STAKE


PULLER - HAMMER




Primitive Smithing - The Campfire Set

The campfire set is a very convenient set in terms of compact size and reasonable weight. While I would not take this backpacking, I would use it for horse or car camping. This set is very popular among the black powder adherents since it meets the authenticity requirement. The way I make it, it requires two pieces of 1/2" round stock each 24" long and 16 pieces of 3/8" round stock, each 15" long.


First, the legs, shaped and pointed (4 required):



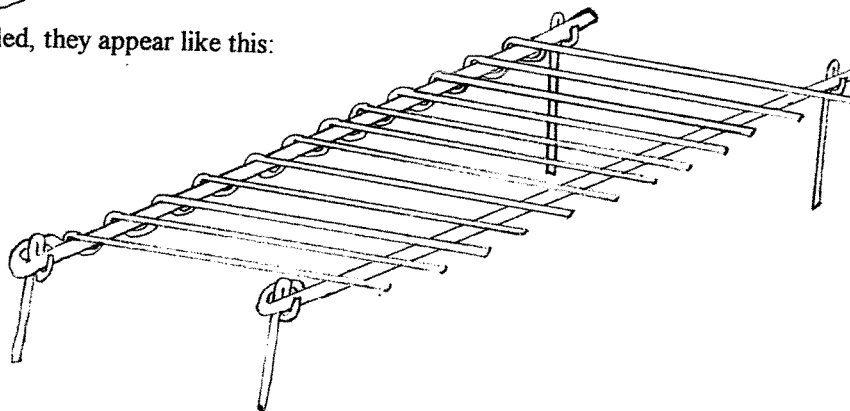
Secondly, the support pieces, the two pieces of half-inch round:



Finally, the 12 cross pieces:



Assembled, they appear like this:



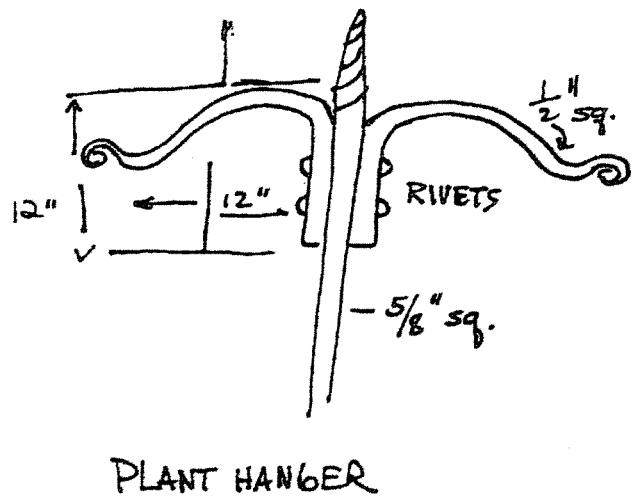
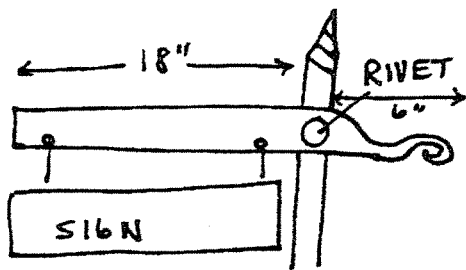
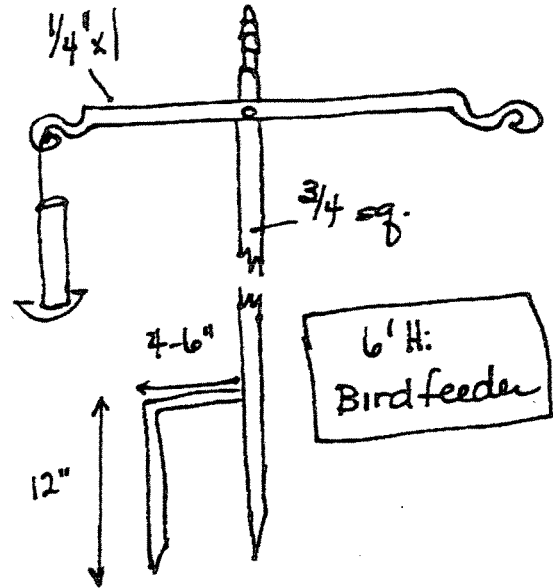
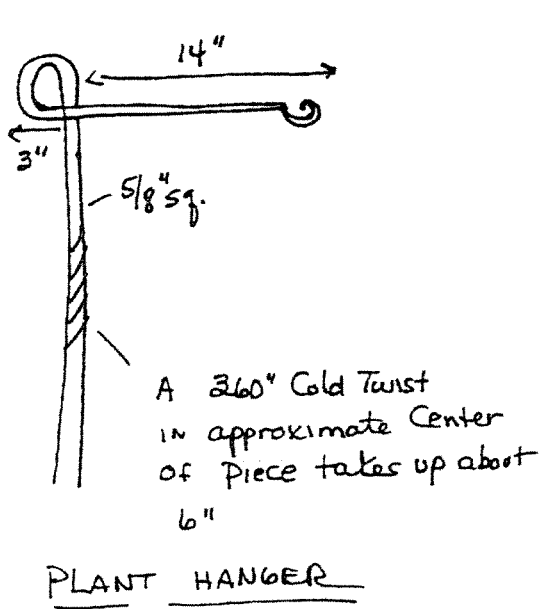
You are able to flip any number of the cross pieces out of the way to tend to the fire as needed and flip them back for holding the utensils once the fire is set. This was intended to hold pots and pans and not food items. Something large like a steak would be able to be cooked on it, though.

Pull the bars apart when you're finished with them and make a bag out of canvas about 5" in diameter and 24" long. The leg off an old pair of kid's jeans works well. Put a drawstring in the top and you're ready to travel! The bag keeps the set together and everything around it clean.

Ray Baker, Olympia, WA
Member, Northwest Blacksmith's Association and ABANA

BLACKSMITH CRAFT FAIR STAND

BY PETE STANAITIS




GUILD OF METALSMITHS
SEPTEMBER 1995

Motif:

Dragon Head


Example : 5/8" x 5/8" Bar Stock

At a forging heat, set 1/2" of the bar onto the anvil and step the bar down slightly more than half of its thickness. Strike so the hammer face is pushing the stock down establishing a shoulder. Hold the bar hard against the anvil to avoid a bounce that would result in a multi-stepped shoulder.

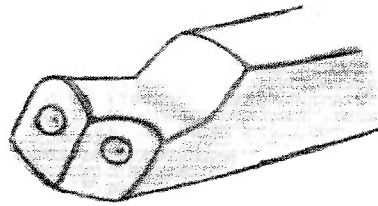


Take a forging heat and clamp the bar into a vise, shoulder side up. Gently hammer a set of facets where the nose and mouth will be developed.

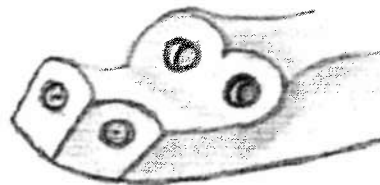
(Note the support tooling shown on page 9 of this issue).



Use a pointed punch, a center punch would do, to form the nostrils. As the punch is driven deeper into the stock, the displacement of material will cause the nose area to round-out.



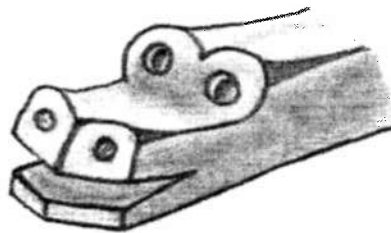
Develop the eyes next. Mark the eye locations cold with the eye tool. Take a heat, clamp the piece into a vise and drive the eye-punch into the stock. As with the nostrils, the deeper the eye tool is driven into the stock, the more dramatic the effect will be.



Motif:


Dragon Head Cont.

Take a chisel and lightly incise the lines of the mouth. At a forging heat, take a thin chisel and cut into the mouth layout lines. This will open the mouth as it is cut.



To raise the ears or horns, take a thin, sharp chisel and cold mark the starting point on each side of the head about 1/2" to 3/4" behind the eyes.

At a forging heat, drive the chisel in at a steep angle to begin the cut. Drop the angle of the chisel as it is driven forward. This cuts and lifts the ear/horn. Control the depth of cut by changing the angle of the chisel and work with moderate, progressive hammer blows onto the chisel to maintain control. If the chisel is too thick it will drag the tip of the ear/horn back into the stock, upsetting it instead of cleanly cutting and lifting the material.




There are many variants on the dragon theme. The mouth can include teeth or a tongue, the eyes can be changed by configuring the eye tool differently. The basic steps can be applied to different blank form such as a drawn out nose which gives a mouse-like appearance.

A Bonus:

Submitted by Chuck Gantz
(A Hammers' Blow Coffee Cup Winner)

These pictures are details from work done in the shop of **Samuel Yellin**, during the first quarter of this century, for the Eastman estate.

Below are a pair of fish chased into the edge of a table. At right is a section of a grille replete with the theme of this issue of *The Hammers' Blow*; "Plant and Animal Forms".



Central Arkansas Chapter of the Blacksmith Organization of Arkansas

04/27/2013 Meeting Minutes

Attendees:

Dale Custer (Steward)
Garrett Sheeks
Robert Fox
Larry Layne
Brooks Weith (new member)
Blake & Joe B. Bowen (new members)

1. Meeting was called to order by Dale Custer on April 27th at 1:06 p.m..
2. Dale will call UALR to check on visiting artists.
3. All of the tickets that Dale had for the tool box raffle were sold. He will have more at the next meeting.
4. Members were asked to search for a lawyer to assist with the process of BOA becoming a LLC and a 501(c)3 organization. A suggestion from the floor was made to contact the State Bar to see if free services were available. Another suggestion was to see if a CPA could be helpful. A third suggestion was to contact other ABANA affiliates to see what insight they could bring to the discussion.
5. Dale has coal for sale.
6. A discussion of the BOA website was held.
7. Trade Item for the next meeting is anything to do with camping, modern or primitive, made of metal.
8. Next meeting is set for May 18th at the Dale Custer's smithy in Little Rock, AR. 1301 Whispering Pine Rd,
9. Garret Sheeks made a motion to adjourn. It was seconded by Robert Fox.

Respectfully submitted,
Dale Custer,
CACBOA Steward
05/03/2013

TAILGATE CORNER
BUY SELL AND TRADE

FOR SALE OR TRADE; FORGES, FIRE POTS, BLOWERS, ANVILS, HARDY TOOLS, TONGS, HAMMERS, VISES, AND ETC. CALL FOR A CURRENT LISTING & PRICES.

Bob Lock - 417 847 6708.

PS. I also have a 2000HD Sportster 1200cc \$4500.

SOWRDS, KNIVES, AND DAGGERS IN STORAGE

FIRE FOR SALE 19 PIECES IN ALL.

1 - 36" SINGLE EDGE AND METAL SCABERED

2 - 28" SINGLE EDGE SWORDS

16.5", 12.5", 11", 10", 9.5", 7" SINGLE

9" AND 8.5" DOUBLE EDGE SWORDS

1 - 8" STAINLESS KNIFE

1 - 6" DAGGER

2 - 4" GUT HOOK KNIVES

1 - 3" KNIFE

2 - 6" KNIVES

5.5" FOLDING FROST CUTLERY KNIFE

CALL OR WRITE

ASHLEY CHERI

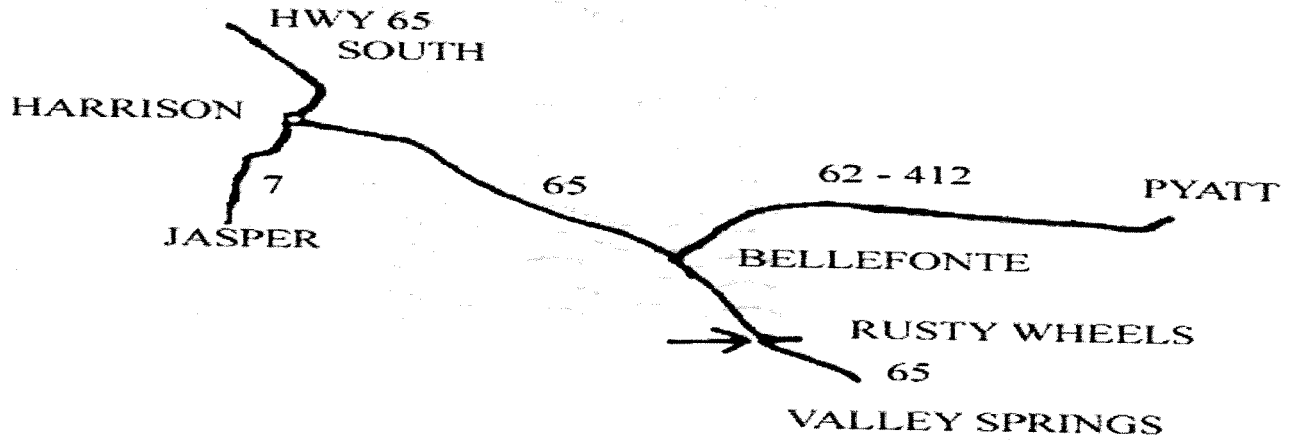
267 MAYFIELD LN

FLIPPIN, AR 72634

1 - 870 - 736 - 0429

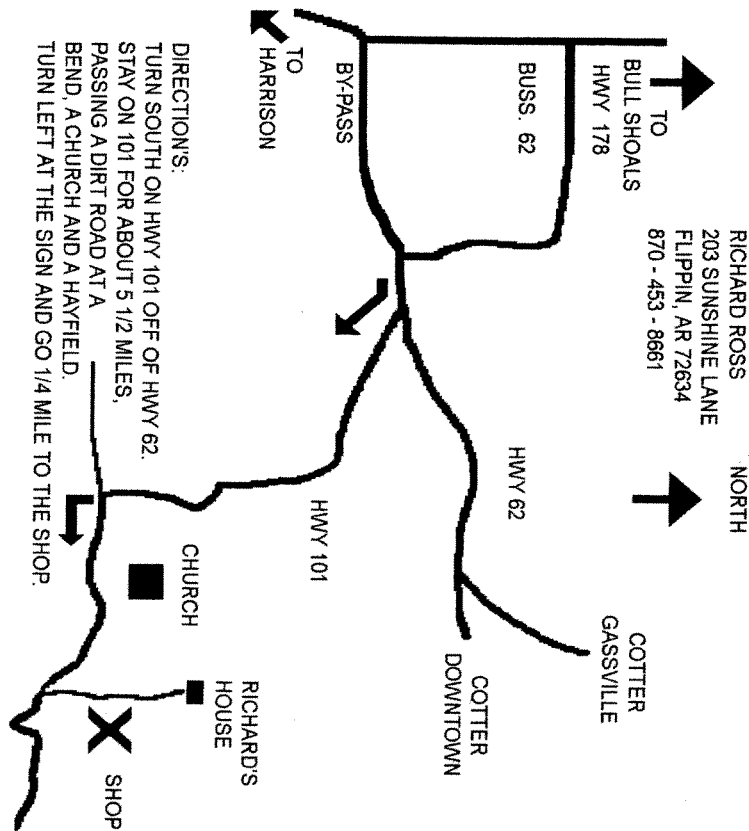
The BOA t-shirts and caps have arrived. Come to the April meeting to pick up yours. T-shirts are \$10 each. Caps are \$8 each. We have a few extra caps, so you can still get a cap even if you didn't order one. First come, first serve.

We are still selling tickets for the toolbox containing all those tools. The box is getting heavy. The tickets are one dollar each or six for five dollars. Hardy Todd is taking care of that.



Rusty Wheels, 5772 Hwy 65 S, Harrison, AR 72601

You can find us just about **6 miles south** of Harrison, AR 72601 at 5772 Hwy. 65 South. If you're coming **south** out of Harrison, we'll be on your **right** hand side but on the other hand if you are coming **north** on Hwy 65, we'll be on your **left**. Either way we're not hard to find. There's a big steam train & some tractors sitting around in our front yard.



BOA

**Blacksmith's Organization of Arkansas
Membership Application**

Are you an ABANA { Artist Blacksmith's Association of North America } member? _____

Membership Dues: \$25.00
per year DUE in January *

NAME _____
ADDRESS _____

PRIMARY PHONE # _____
{ CELL OR LAND LINE }

E-MAIL _____

Are you interested in blacksmithing for a LIVING? _____
HOBBY? _____

- Special areas of interest
- KNIFE MAKING _____
 - GUNSMITHING _____
 - ARCHITECTURAL _____
 - RESTORATION _____
 - BUCK SKINNING _____
 - MEDIEVAL _____

BLACKSMITH ORGANIZATION OF ARKANSAS

**RON WELLS
HCR 32 BOX 141
MOUNT JUDEA, AR 72655**

Or bring to the next meeting and give to

BOA membership is a family membership. For the payment of one membership dues all the members of a family would be afforded all the benefits and privileges of a full membership.

* If the dues are paid in the last three months { October, November, or December } of the year, membership is paid up for the following year.
If dues are not paid within the first three months { January, February, or March } of the year, the member is removed from the membership.

BLACKSMITH of ARKANSAS
124 BLUE CEDAR DR
BULL SHOALS, AR 72619

